


# 1N5400G THRU 1N5408G

## General Purpose Rectifier

### Features

- High efficiency
- High current capability
- High reliability
- High surge current capability
- Low power loss
- Glass passivated chip junction
- Solder dip 275 °C max. 7 s, per JESD 22-B106

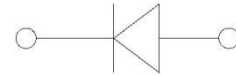


### Typical Applications

For use in general purpose rectification of power supplies, inverters, converters, and freewheeling diodes for consumer, and telecommunication.

### Mechanical Data

- Package:DO-27
- Molding compound meets UL 94 V-0 flammability rating, RoHS-compliant
- Terminals: Tin plated leads, solderable per J-STD-002 and JESD22-B102
- Polarity:Color band denotes cathode end



### ■ Maximum Ratings (Ta=25°C Unless otherwise specified)

PARAMETER	Symbol	Unit	1N5400G	1N5401G	1N5402G	1N5404G	1N5406G	1N5407G	1N5408G
Maximum Repetitive Peak Reverse Voltage	V <sub>RRM</sub>	V	50	100	200	400	600	800	1000
Maximum RMS Voltage	V <sub>RMS</sub>	V	35	70	140	280	420	560	700
Maximum DC blocking Voltage	V <sub>DC</sub>	V	50	100	200	400	600	800	1000
Average Forward Current @Half-sine wave, Resistance load, T <sub>c</sub> (Fig.1)	I <sub>o</sub>	A	3						
Forward Surge Current (Non-repetitive) @60HZ sine wave, 1 cycle, Ta=25°C	I <sub>FSM</sub>	A	125						
Current squared time @1ms≤t≤8.3ms Ta=25°C, Rating of per diode	I <sup>2</sup> t	A <sup>2</sup> s	64.8						
Thermal Resistance(Typical) @Between junction and case	R <sub>θJ-A</sub>	°C/W	30						
Storage Temperature	T <sub>stg</sub>	°C	-55 ~ +150						
Junction Temperature	T <sub>j</sub>	°C	-55 ~ +150						

### ■ Electrical Characteristics (Ta=25°C Unless otherwise specified)

PARAMETER	Symbol	Unit	Conditions	1N5400G	1N5401G	1N5402G	1N5404G	1N5406G	1N5407G	1N5408G
Peak Forward Voltage	V <sub>FM</sub>	V	I <sub>F</sub> =3.0A	1.1						
Peak Reverse Current	I <sub>RRM</sub>	μA	VR =V <sub>DC</sub> @Ta=25°C	2.5						
			VR =V <sub>DC</sub> @Ta=125°C	50						

## ■ Characteristics (Typical)

FIG.1:  $I_o$ - $T_a$  Curve

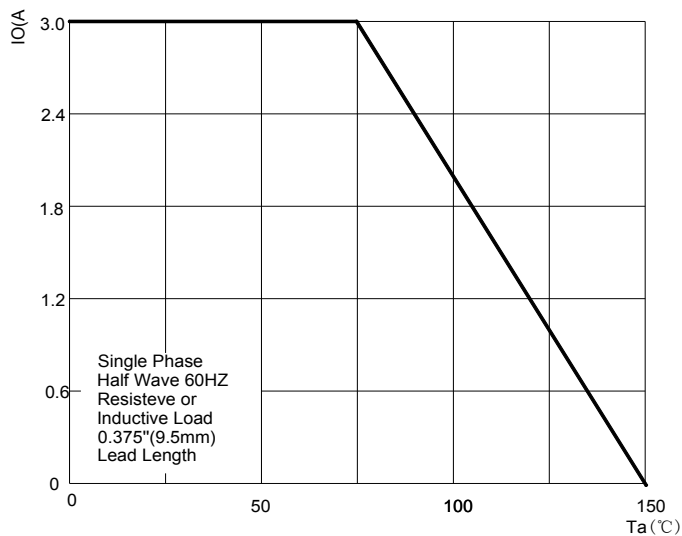


FIG.2: Forward Surge Current Capability

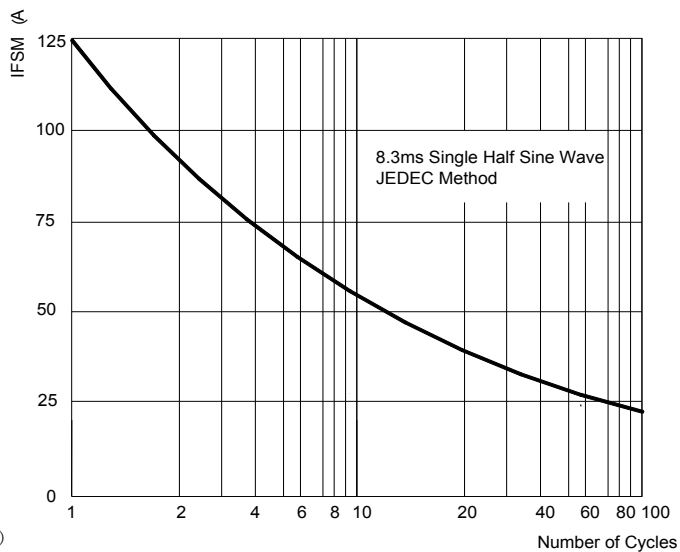


FIG.3: Forward Voltage

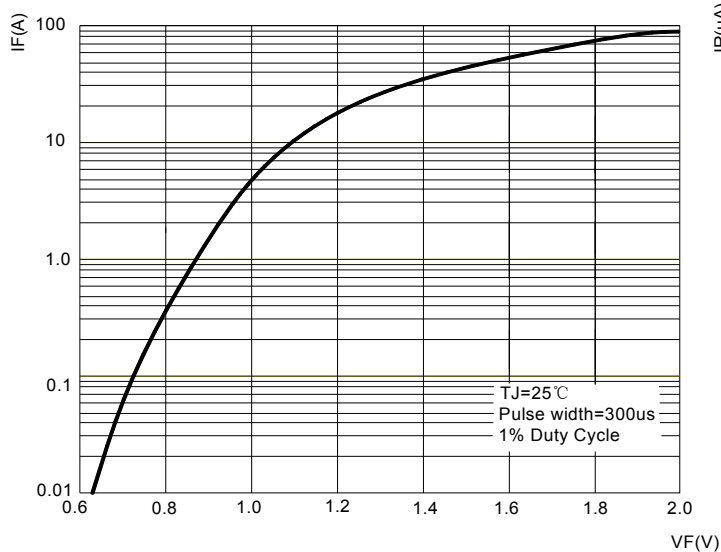
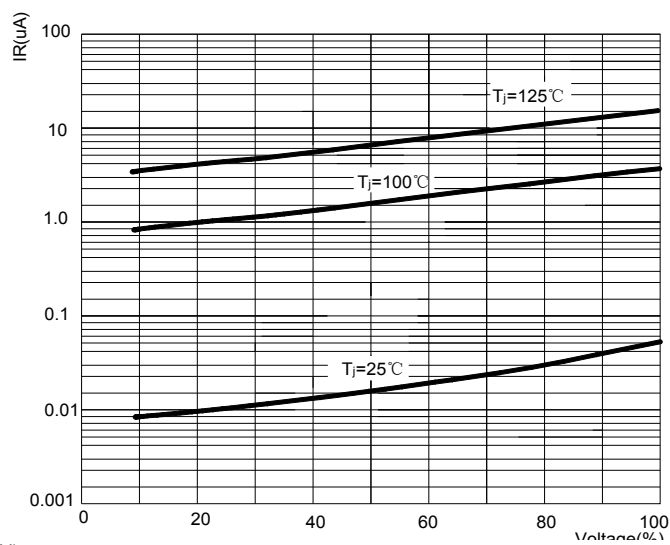


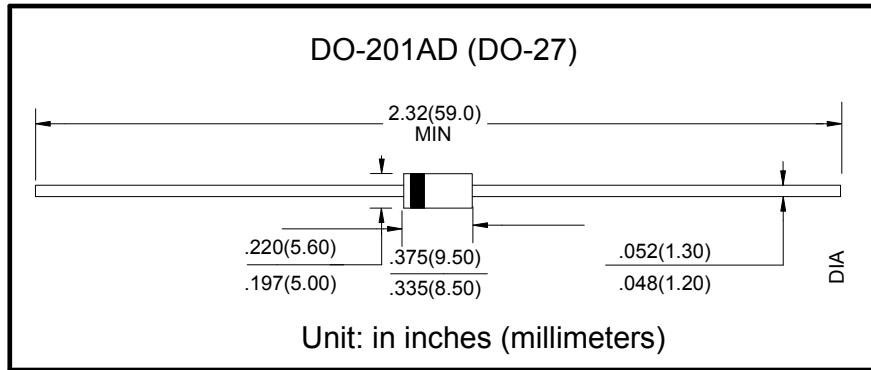
FIG.4: Typical Reverse Characteristics



## ■ Ordering Information (Example)

PREFERED	PACKAGE CODE	MINIMUM PACKAGE(pcs)	INNER BOX QUANTITY(pcs)	OUTER CARTON QUANTITY(pcs)	DELIVERY MODE
1N5400G THRU 1N5408G	DO-27	1000	1000	10000	Ammo box
		1250	1250	12500	Ammo box

## ■ Outline Dimensions



## IMPORTANT NOTICE AND DISCLAIMER

AM RESERVES THE RIGHT TO MAKE CHANGES TO ALL PRODUCT, PRODUCT SPECIFICATIONS AND DATA WITHOUT NOTICE TO IMPROVE RELIABILITY, FUNCTION OR DESIGN OR OTHERWISE. CUSTOMERS SHOULD OBTAIN AND CONFIRM THE LATEST PRODUCT INFORMATION AND SPECIFICATIONS BEFORE FINAL DESIGN PURCHASE OR USE.

AM disclaim any and all liability for any errors, inaccuracies or incompleteness contained in any datasheet or in any other disclosure relating to any product.

All information are provided as-is, even it has qualified by the AEC-Q101 which satisfy industrial application requirement, except as expressly stated in this data sheet is applied for automotive grade, AM make no warranties, representation or guarantee, whether express, implied or statutory, including, without limitation, regarding any merchantability, satisfactory quality, or fitness for a particular purpose with respect to AM.

AM does not assume any liability or compensation for any application assistance or customer product design, and make no warranty or accept any liability with products, which are purchased or used for any unintended or unauthorized application.

Except as expressly indicated in writing, AM products are not designed for use in medical, life-saving, or lifesustaining applications or for any other application in which the failure of the AM product could result in personal injury or death. Customers using or selling AM products not expressly indicated for use in such applications do so at their own risk. Please contact authorized AM personnel to obtain written terms and conditions regarding products designed for such applications.

No license, express or implied, by estoppel or otherwise, to any intellectual property rights is granted by this document or by any conduct of AM. Product names and markings noted herein may be trademarks of their respective owners.