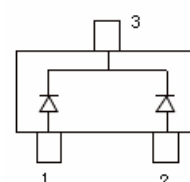
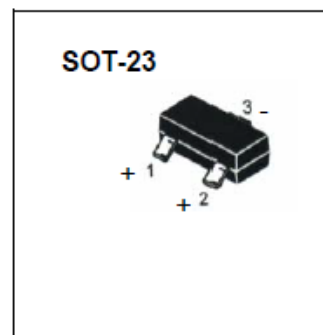


## SWITCHING DIODE

### FEATURES

- Fast Switching Speed
- Surface Mount Package Ideally Suited for Automatic Insertion
- For General Purpose Switching Applications
- High Conductance



Marking: JA

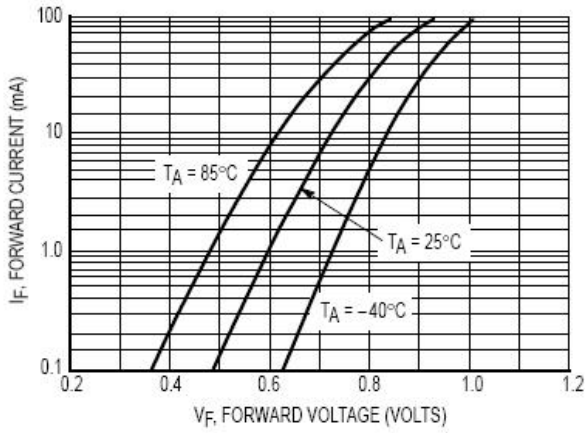
### Maximum Ratings @T<sub>A</sub>=25°C

Parameter	Symbol	Value	Unit
Non-Repetitive Peak reverse voltage	V <sub>RM</sub>	50	V
DC Blocking Voltage	V <sub>R</sub>		
Average Rectified Output Current	I <sub>O</sub>	200	mA
Power Dissipation	P <sub>D</sub>	225	mW
Thermal Resistance. Junction to Ambient Air	R <sub>θJA</sub>	556	°C/W
Junction temperature	T <sub>J</sub>	150	°C
Storage temperature range	T <sub>STG</sub>	-55-150	°C

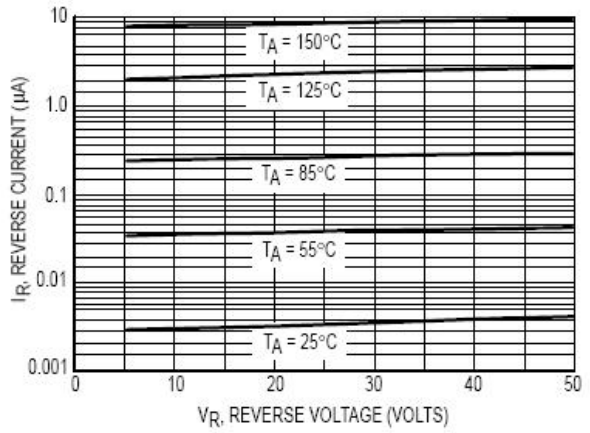
### ELECTRICAL CHARACTERISTICS (T<sub>amb</sub>=25°C unless otherwise specified)

Parameter	Symbol	Test conditions	MIN	MAX	UNIT
Reverse breakdown voltage	V <sub>(BR)R</sub>	I <sub>R</sub> =5μA	50		V
Reverse voltage leakage current	I <sub>R</sub>	V <sub>R</sub> =50V		0.1	μA
Forward voltage	V <sub>F</sub>	I <sub>F</sub> =100mA		1	V
Diode Capacitance	C <sub>D</sub>	V <sub>R</sub> =0, f=1MHz		2	pF
Reveres recovery time	t <sub>rr</sub>	I <sub>F</sub> =I <sub>R</sub> =10mA, R <sub>L</sub> =100Ω, I <sub>rr</sub> =0.1×I <sub>R</sub>		4	nS

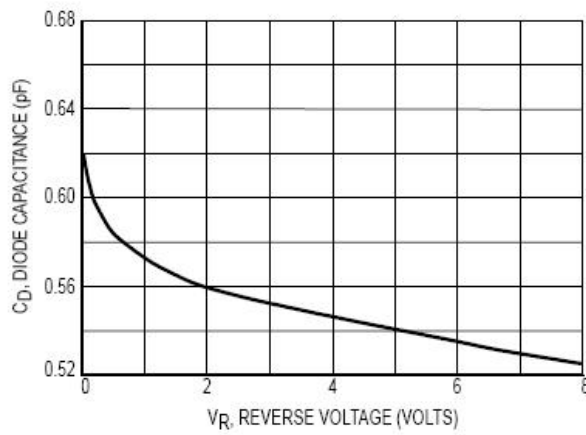
**Typical Characteristics**



**Figure 1. Forward Voltage**



**Figure 2. Leakage Current**



**Figure 3. Capacitance**

## PACKAGE OUTLINE

Plastic surface mounted package; 3 leads

SOT-23

