

Bridge Rectifiers

0.5 AMP Bridge Rectifiers	22
1.0 AMP Bridge Rectifiers	22
1.5 AMP Bridge Rectifiers	23
2.0 AMP Bridge Rectifiers	24
3.0 AMP Bridge Rectifiers	24
4.0 AMP Bridge Rectifiers	25
5.0 AMP Bridge Rectifiers	25
6.0 AMP Bridge Rectifiers	26
8.0 AMP Bridge Rectifiers	27
10.0 AMP Bridge Rectifiers	28
15.0 AMP Bridge Rectifiers	30
25.0 AMP Bridge Rectifiers	32
35.0 AMP Bridge Rectifiers	34
40.0 AMP Bridge Rectifiers	35
50.0 AMP Bridge Rectifiers	35

Bridge Rectifiers

Part Number	Peak Repetitive Reverse Voltage	Max. Average Rectified Current		Max. Peak Forward Surge Current	Forward Voltage Drop		Max. Reverse Current		Package
	V_{RRM}	$I_O@T$		I_{FSM}	$V_F@I_F$		$I_R@V_R$		
	V	A	°C	A	V	A	μA	V	
0.5 AMP Single-Phase Bridge Rectifiers									
B05S	50	0.5	40	30	1.1	0.5	10.0	50	MiniDip
B1S	100	0.5	40	30	1.1	0.5	10.0	100	MiniDip
B2S	200	0.5	40	30	1.1	0.5	10.0	200	MiniDip
B4S	400	0.5	40	30	1.1	0.5	10.0	400	MiniDip
B6S	600	0.5	40	30	1.1	0.5	10.0	600	MiniDip
B8S	800	0.5	40	30	1.1	0.5	10.0	800	MiniDip
B10S	1000	0.5	40	30	1.1	0.5	10.0	1000	MiniDip
1.0 AMP Single-Phase Bridge Rectifiers									
DF005	50	1.0	40	50	1.1	1.0	10.0	50	DB
DF01	100	1.0	40	50	1.1	1.0	10.0	100	DB
DF02	200	1.0	40	50	1.1	1.0	10.0	200	DB
DF04	400	1.0	40	50	1.1	1.0	10.0	400	DB
DF06	600	1.0	40	50	1.1	1.0	10.0	600	DB
DF08	800	1.0	40	50	1.1	1.0	10.0	800	DB
DF10	1000	1.0	40	50	1.1	1.0	10.0	1000	DB
DF005M	50	1.0	40	50	1.1	1.0	10.0	50	DB
DF01M	100	1.0	40	50	1.1	1.0	10.0	100	DB
DF02M	200	1.0	40	50	1.1	1.0	10.0	200	DB
DF04M	400	1.0	40	50	1.1	1.0	10.0	400	DB
DF06M	600	1.0	40	50	1.1	1.0	10.0	600	DB
DF08M	800	1.0	40	50	1.1	1.0	10.0	800	DB
DF10M	1000	1.0	40	50	1.1	1.0	10.0	1000	DB
DF005S	50	1.0	40	50	1.1	1.0	10.0	50	DBS
DF01S	100	1.0	40	50	1.1	1.0	10.0	100	DBS
DF02S	200	1.0	40	50	1.1	1.0	10.0	200	DBS
DF04S	400	1.0	40	50	1.1	1.0	10.0	400	DBS
DF06S	600	1.0	40	50	1.1	1.0	10.0	600	DBS
DF08S	800	1.0	40	50	1.1	1.0	10.0	800	DBS
DF10S	1000	1.0	40	50	1.1	1.0	10.0	1000	DBS
DB101	50	1.0	40	50	1.1	1.0	10.0	50	DB
DB102	100	1.0	40	50	1.1	1.0	10.0	100	DB
DB103	200	1.0	40	50	1.1	1.0	10.0	200	DB
DB104	400	1.0	40	50	1.1	1.0	10.0	400	DB
DB105	600	1.0	40	50	1.1	1.0	10.0	600	DB
DB106	800	1.0	40	50	1.1	1.0	10.0	800	DB
DB107	1000	1.0	40	50	1.1	1.0	10.0	1000	DB
DB101S	50	1.0	40	50	1.1	1.0	10.0	50	DBS
DB102S	100	1.0	40	50	1.1	1.0	10.0	100	DBS
DB103S	200	1.0	40	50	1.1	1.0	10.0	200	DBS
DB104S	400	1.0	40	50	1.1	1.0	10.0	400	DBS
DB105S	600	1.0	40	50	1.1	1.0	10.0	600	DBS
DB106S	800	1.0	40	50	1.1	1.0	10.0	800	DBS
DB107S	1000	1.0	40	50	1.1	1.0	10.0	1000	DBS
RS101	50	1.0	50	30	1.0	1.0	10.0	50	RS1
RS102	100	1.0	50	30	1.0	1.0	10.0	100	RS1
RS103	200	1.0	50	30	1.0	1.0	10.0	200	RS1
RS104	400	1.0	50	30	1.0	1.0	10.0	400	RS1
RS105	600	1.0	50	30	1.0	1.0	10.0	600	RS1
RS106	800	1.0	50	30	1.0	1.0	10.0	800	RS1
RS107	1000	1.0	50	30	1.0	1.0	10.0	1000	RS1



MiniDip



DB



DBS



RS1

Bridge Rectifiers

Part Number	Peak Repetitive Reverse Voltage	Max. Average Rectified Current		Max. Peak Forward Surge Current	Forward Voltage Drop		Max. Reverse Current		Package
	V_{RRM}	$I_O@T$		I_{FSM}	$V_F@I_F$		$I_R@V_R$		
	V	A	°C	A	V	A	µA	V	
1.5 AMP Single-Phase Bridge Rectifiers									
DF15005	50	1.5	40	50	1.1	1.0	10.0	50	DIP
DF1501	100	1.5	40	50	1.1	1.0	10.0	100	DIP
DF1502	200	1.5	40	50	1.1	1.5	10.0	200	DIP
DF1504	400	1.5	40	50	1.1	1.5	10.0	400	DIP
DF1506	600	1.5	40	50	1.1	1.5	10.0	600	DIP
DF1508	800	1.5	40	50	1.1	1.5	10.0	800	DIP
DF1510	1000	1.5	40	50	1.1	1.5	10.0	1000	DIP
DF15005S	50	1.5	40	50	1.1	1.5	10.0	50	DIP-S
DF1501S	100	1.5	40	50	1.1	1.5	10.0	100	DIP-S
DF1502S	200	1.5	40	50	1.1	1.5	10.0	200	DIP-S
DF1504S	400	1.5	40	50	1.1	1.5	10.0	400	DIP-S
DF1506S	600	1.5	40	50	1.1	1.5	10.0	600	DIP-S
DF1508S	800	1.5	40	50	1.1	1.5	10.0	800	DIP-S
DF1510S	1000	1.5	40	50	1.1	1.5	10.0	1000	DIP-S
DB151	50	1.5	40	50	1.1	1.5	10.0	50	DIP
DB152	100	1.5	40	50	1.1	1.5	10.0	100	DIP
DB153	200	1.5	40	50	1.1	1.5	10.0	200	DIP
DB154	400	1.5	40	50	1.1	1.5	10.0	400	DIP
DB155	600	1.5	40	50	1.1	1.5	10.0	600	DIP
DB156	800	1.5	40	50	1.1	1.5	10.0	800	DIP
DB157	1000	1.5	40	50	1.1	1.5	10.0	1000	DIP
DB151S	50	1.5	40	50	1.1	1.5	10.0	50	DIP-S
DB152S	100	1.5	40	50	1.1	1.5	10.0	100	DIP-S
DB153S	200	1.5	40	50	1.1	1.5	10.0	200	DIP-S
DB154S	400	1.5	40	50	1.1	1.5	10.0	400	DIP-S
DB155S	600	1.5	40	50	1.1	1.5	10.0	600	DIP-S
DB156S	800	1.5	40	50	1.1	1.5	10.0	800	DIP-S
DB157S	1000	1.5	40	50	1.1	1.5	10.0	1000	DIP-S
RB151	50	1.5	50	50	1.1	1.5	10.0	50	WOB
RB152	100	1.5	50	50	1.1	1.5	10.0	100	WOB
RB153	200	1.5	50	50	1.1	1.5	10.0	200	WOB
RB154	400	1.5	50	50	1.1	1.5	10.0	400	WOB
RB155	600	1.5	50	50	1.1	1.5	10.0	600	WOB
RB156	800	1.5	50	50	1.1	1.5	10.0	800	WOB
RB157	1000	1.5	50	50	1.1	1.5	10.0	1000	WOB
W005M	50	1.5	50	50	1.1	1.5	10.0	50	WOB
W01M	100	1.5	50	50	1.1	1.5	10.0	100	WOB
W02M	200	1.5	50	50	1.1	1.5	10.0	200	WOB
W04M	400	1.5	50	50	1.1	1.5	10.0	400	WOB
W06M	600	1.5	50	50	1.1	1.5	10.0	600	WOB
W08M	800	1.5	50	50	1.1	1.5	10.0	800	WOB
W10M	1000	1.5	50	50	1.1	1.5	10.0	1000	WOB
KBP005	50	1.5	50	50	1.1	1.5	10.0	50	KBP
KBP01	100	1.5	50	50	1.1	1.5	10.0	100	KBP
KBP02	200	1.5	50	50	1.1	1.5	10.0	200	KBP
KBP04	400	1.5	50	50	1.1	1.5	10.0	400	KBP
KBP06	600	1.5	50	50	1.1	1.5	10.0	600	KBP
KBP08	800	1.5	50	50	1.1	1.5	10.0	800	KBP
KBP10	1000	1.5	50	50	1.1	1.5	10.0	1000	KBP
KBP005M	50	1.5	50	50	1.1	1.5	10.0	50	KBP
KBP01M	100	1.5	50	50	1.1	1.5	10.0	100	KBP
KBP02M	200	1.5	50	50	1.1	1.5	10.0	200	KBP
KBP04M	400	1.5	50	50	1.1	1.5	10.0	400	KBP
KBP06M	600	1.5	50	50	1.1	1.5	10.0	600	KBP
KBP08M	800	1.5	50	50	1.1	1.5	10.0	800	KBP
KBP10M	1000	1.5	50	50	1.1	1.5	10.0	1000	KBP



DB



DBS



WOB



KBP

Bridge Rectifiers

Part Number	Peak Repetitive Reverse Voltage	Max. Average Rectified Current		Max. Peak Forward Surge Current	Forward Voltage Drop		Max. Reverse Current		Package
	V_{RRM}	$I_O@T$		I_{FSM}	$V_F@I_F$		$I_R@V_R$		
	V	A	°C	A	V	A	μA	V	
2.0 AMP Single-Phase Bridge Rectifiers									
2W005	50	2.0	25	60	1.1	2.0	10.0	50	WOB
2W01	100	2.0	25	60	1.1	2.0	10.0	100	WOB
2W02	200	2.0	25	60	1.1	2.0	10.0	200	WOB
2W04	400	2.0	25	60	1.1	2.0	10.0	400	WOB
2W06	600	2.0	25	60	1.1	2.0	10.0	600	WOB
2W08	800	2.0	25	60	1.1	2.0	10.0	800	WOB
2W10	1000	2.0	25	60	1.1	2.0	10.0	1000	WOB
2KBP005M	50	2.0	50	60	1.1	2.0	10.0	50	KBP
2KBP01M	100	2.0	50	60	1.1	2.0	10.0	100	KBP
2KBP02M	200	2.0	50	60	1.1	2.0	10.0	200	KBP
2KBP04M	400	2.0	50	60	1.1	2.0	10.0	400	KBP
2KBP06M	600	2.0	50	60	1.1	2.0	10.0	600	KBP
2KBP08M	800	2.0	50	60	1.1	2.0	10.0	800	KBP
2KBP10M	1000	2.0	50	60	1.1	2.0	10.0	1000	KBP
RS201	50	2.0	50	50	1.1	2.0	10.0	50	RS2
RS202	100	2.0	50	50	1.1	2.0	10.0	100	RS2
RS203	200	2.0	50	50	1.1	2.0	10.0	200	RS2
RS204	400	2.0	50	50	1.1	2.0	10.0	400	RS2
RS205	600	2.0	50	50	1.1	2.0	10.0	600	RS2
RS206	800	2.0	50	50	1.1	2.0	10.0	800	RS2
RS207	1000	2.0	50	50	1.1	2.0	10.0	1000	RS2
3.0 AMP Single-Phase Bridge Rectifiers									
KBPC1005	50	3.0	50	50	1.1	3.0	10.0	50	BR3
KBPC101	100	3.0	50	50	1.1	3.0	10.0	100	BR3
KBPC102	200	3.0	50	50	1.1	3.0	10.0	200	BR3
KBPC104	400	3.0	50	50	1.1	3.0	10.0	400	BR3
KBPC106	600	3.0	50	50	1.1	3.0	10.0	600	BR3
KBPC108	800	3.0	50	50	1.1	3.0	10.0	800	BR3
KBPC110	1000	3.0	50	50	1.1	3.0	10.0	1000	BR3
BR305	50	3.0	50	50	1.1	3.0	10.0	50	BR3
BR31	100	3.0	50	50	1.1	3.0	10.0	100	BR3
BR32	200	3.0	50	50	1.1	3.0	10.0	200	BR3
BR34	400	3.0	50	50	1.1	3.0	10.0	400	BR3
BR36	600	3.0	50	50	1.1	3.0	10.0	600	BR3
BR38	800	3.0	50	50	1.1	3.0	10.0	800	BR3
BR310	1000	3.0	50	50	1.1	3.0	10.0	1000	BR3



WOB



KBP




RS2



BR3

Bridge Rectifiers

Part Number	Peak Repetitive Reverse Voltage	Max. Average Rectified Current		Max. Peak Forward Surge Current	Forward Voltage Drop		Max. Reverse Current		Package
	V_{RRM}	$I_O@T$		I_{FSM}	$V_F@I_F$		$I_R@V_R$		
	V	A	°C	A	V	A	µA	V	
4.0 AMP Single-Phase Bridge Rectifiers									
KBL005	50	4.0	50	200	1.1	4.0	10.0	50	KBL
KBL01	100	4.0	50	200	1.1	4.0	10.0	100	KBL
KBL02	200	4.0	50	200	1.1	4.0	10.0	200	KBL
KBL04	400	4.0	50	200	1.1	4.0	10.0	400	KBL
KBL06	600	4.0	50	200	1.1	4.0	10.0	600	KBL
KBL08	800	4.0	50	200	1.1	4.0	10.0	800	KBL
KBL10	1000	4.0	50	200	1.1	4.0	10.0	1000	KBL
KBL4005	50	4.0	50	200	1.1	4.0	10.0	50	KBL
KBL401	100	4.0	50	200	1.1	4.0	10.0	100	KBL
KBL402	200	4.0	50	200	1.1	4.0	10.0	200	KBL
KBL404	400	4.0	50	200	1.1	4.0	10.0	400	KBL
KBL406	600	4.0	50	200	1.1	4.0	10.0	600	KBL
KBL408	800	4.0	50	200	1.1	4.0	10.0	800	KBL
KBL410	1000	4.0	50	200	1.1	4.0	10.0	1000	KBL
RS401L	50	4.0	50	200	1.1	4.0	10.0	50	KBL
RS402L	100	4.0	50	200	1.1	4.0	10.0	100	KBL
RS403L	200	4.0	50	200	1.1	4.0	10.0	200	KBL
RS404L	400	4.0	50	200	1.1	4.0	10.0	400	KBL
RS405L	600	4.0	50	200	1.1	4.0	10.0	600	KBL
RS406L	800	4.0	50	200	1.1	4.0	10.0	800	KBL
RS407L	1000	4.0	50	200	1.1	4.0	10.0	1000	KBL
KBU4A	50	4.0	100	200	1.1	4.0	10.0	50	KBU
KBU4B	100	4.0	100	200	1.1	4.0	10.0	100	KBU
KBU4D	200	4.0	100	200	1.1	4.0	10.0	200	KBU
KBU4G	400	4.0	100	200	1.1	4.0	10.0	400	KBU
KBU4J	600	4.0	100	200	1.1	4.0	10.0	600	KBU
KBU4K	800	4.0	100	200	1.1	4.0	10.0	800	KBU
KBU4M	1000	4.0	100	200	1.1	4.0	10.0	1000	KBU
GBJ4005	50	4.0	100	120	1.1	4.0	10.0	50	GBJ
GBJ401	100	4.0	100	120	1.1	4.0	10.0	100	GBJ
GBJ402	200	4.0	100	120	1.1	4.0	10.0	200	GBJ
GBJ404	400	4.0	100	120	1.1	4.0	10.0	400	GBJ
GBJ406	600	4.0	100	120	1.1	4.0	10.0	600	GBJ
GBJ408	800	4.0	100	120	1.1	4.0	10.0	800	GBJ
GBJ410	1000	4.0	100	120	1.1	4.0	10.0	1000	GBJ
GBU4005	50	4.0	100	150	1.1	4.0	5.0	50	GBU
GBU401	100	4.0	100	150	1.1	4.0	5.0	100	GBU
GBU402	200	4.0	100	150	1.1	4.0	5.0	200	GBU
GBU404	400	4.0	100	150	1.1	4.0	5.0	400	GBU
GBU406	600	4.0	100	150	1.1	4.0	5.0	600	GBU
GBU408	800	4.0	100	150	1.1	4.0	5.0	800	GBU
GBU410	1000	4.0	100	150	1.1	4.0	5.0	1000	GBU



Bridge Rectifiers

Part Number	Peak Repetitive Reverse Voltage	Max. Average Rectified Current		Max. Peak Forward Surge Current	Forward Voltage Drop		Max. Reverse Current		Package
	V_{RRM}	$I_O@T$		I_{FSM}	$V_F@I_F$		$I_R@V_R$		
	V	A	°C	A	V	A	µA	V	
6.0 AMP Single-Phase Bridge Rectifiers									
KBL6005	50	6.0	50	200	1.1	6.0	10.0	50	KBL
KBL601	100	6.0	50	200	1.1	6.0	10.0	100	KBL
KBL602	200	6.0	50	200	1.1	6.0	10.0	200	KBL
KBL604	400	6.0	50	200	1.1	6.0	10.0	400	KBL
KBL606	600	6.0	50	200	1.1	6.0	10.0	600	KBL
KBL608	800	6.0	50	200	1.1	6.0	10.0	800	KBL
KBL610	1000	6.0	50	200	1.1	6.0	10.0	1000	KBL
KBU6A	50	6.0	100	250	1.1	6.0	10.0	50	KBU
KBU6B	100	6.0	100	250	1.1	6.0	10.0	100	KBU
KBU6D	200	6.0	100	250	1.1	6.0	10.0	200	KBU
KBU6G	400	6.0	100	250	1.1	6.0	10.0	400	KBU
KBU6J	600	6.0	100	250	1.1	6.0	10.0	600	KBU
KBU6K	800	6.0	100	250	1.1	6.0	10.0	800	KBU
KBU6M	1000	6.0	100	250	1.1	6.0	10.0	1000	KBU
KBU6005	50	6.0	100	250	1.1	6.0	10.0	50	KBU
KBU601	100	6.0	100	250	1.1	6.0	10.0	100	KBU
KBU602	200	6.0	100	250	1.1	6.0	10.0	200	KBU
KBU604	400	6.0	100	250	1.1	6.0	10.0	400	KBU
KBU606	600	6.0	100	250	1.1	6.0	10.0	600	KBU
KBU608	800	6.0	100	250	1.1	6.0	10.0	800	KBU
KBU610	1000	6.0	100	250	1.1	6.0	10.0	1000	KBU
RS601	50	6.0	100	250	1.1	6.0	10.0	50	KBU
RS602	100	6.0	100	250	1.1	6.0	10.0	100	KBU
RS603	200	6.0	100	250	1.1	6.0	10.0	200	KBU
RS604	400	6.0	100	250	1.1	6.0	10.0	400	KBU
RS605	600	6.0	100	250	1.1	6.0	10.0	600	KBU
RS606	800	6.0	100	250	1.1	6.0	10.0	800	KBU
RS607	1000	6.0	100	250	1.1	6.0	10.0	1000	KBU
KBJ6005	50	6.0	170	170	1.1	6.0	10.0	50	KBJ
KBJ601	100	6.0	170	170	1.1	6.0	10.0	100	KBJ
KBJ602	200	6.0	170	170	1.1	6.0	10.0	200	KBJ
KBJ604	400	6.0	170	170	1.1	6.0	10.0	400	KBJ
KBJ606	600	6.0	170	170	1.1	6.0	10.0	600	KBJ
KBJ608	800	6.0	170	170	1.1	6.0	10.0	800	KBJ
KBJ610	1000	6.0	170	170	1.1	6.0	10.0	1000	KBJ
GBU6005	50	6.0	175	150	1.1	6.0	5.0	50	GBU
GBU601	100	6.0	175	150	1.1	6.0	5.0	100	GBU
GBU602	200	6.0	175	150	1.1	6.0	5.0	200	GBU
GBU604	400	6.0	175	150	1.1	6.0	5.0	400	GBU
GBU606	600	6.0	175	150	1.1	6.0	5.0	600	GBU
GBU608	800	6.0	175	150	1.1	6.0	5.0	800	GBU
GBU610	1000	6.0	175	150	1.1	6.0	5.0	800	GBU
KBPC6005	50	6.0	125	125	1.1	6.0	10.0	50	BR6
KBPC601	100	6.0	125	125	1.1	6.0	10.0	100	BR6
KBPC602	200	6.0	125	125	1.1	6.0	10.0	200	BR6
KBPC604	400	6.0	125	125	1.1	6.0	10.0	400	BR6
KBPC606	600	6.0	125	125	1.1	6.0	10.0	600	BR6
KBPC608	800	6.0	125	125	1.1	6.0	10.0	800	BR6
KBPC610	1000	6.0	125	125	1.1	6.0	10.0	1000	BR6
BR605	50	6.0	125	125	1.1	6.0	10.0	50	BR6
BR61	100	6.0	125	125	1.1	6.0	10.0	100	BR6
BR62	200	6.0	125	125	1.1	6.0	10.0	200	BR6
BR64	400	6.0	125	125	1.1	6.0	10.0	400	BR6
BR66	600	6.0	125	125	1.1	6.0	10.0	600	BR6
BR68	800	6.0	125	125	1.1	6.0	10.0	800	BR6
BR610	1000	6.0	125	125	1.1	6.0	10.0	1000	BR6



KBL



KBU



GBU



KBJ



BR6

Bridge Rectifiers

Part Number	Peak Repetitive Reverse Voltage	Max. Average Rectified Current		Max. Peak Forward Surge Current	Forward Voltage Drop		Max. Reverse Current		Package
	V_{RRM}	$I_O@T$		I_{FSM}	$V_F@I_F$		$I_R@V_R$		
	V	A	°C	A	V	A	μA	V	
8.0 AMP Single-Phase Bridge Rectifiers									
KBU8A	50	8.0	100	300	1.1	8.0	10.0	50	KBU
KBU8B	100	8.0	100	300	1.1	8.0	10.0	100	KBU
KBU8D	200	8.0	100	300	1.1	8.0	10.0	200	KBU
KBU8G	400	8.0	100	300	1.1	8.0	10.0	400	KBU
KBU8J	600	8.0	100	300	1.1	8.0	10.0	600	KBU
KBU8K	800	8.0	100	300	1.1	8.0	10.0	800	KBU
KBU8M	1000	8.0	100	300	1.1	8.0	10.0	1000	KBU
KBU8005	50	8.0	100	300	1.1	8.0	10.0	50	KBU
KBU801	100	8.0	100	300	1.1	8.0	10.0	100	KBU
KBU802	200	8.0	100	300	1.1	8.0	10.0	200	KBU
KBU804	400	8.0	100	300	1.1	8.0	10.0	400	KBU
KBU806	600	8.0	100	300	1.1	8.0	10.0	600	KBU
KBU808	800	8.0	100	300	1.1	8.0	10.0	800	KBU
KBU810	1000	8.0	100	300	1.1	8.0	10.0	1000	KBU
RS801	50	8.0	100	300	1.1	8.0	10.0	50	KBU
RS802	100	8.0	100	300	1.1	8.0	10.0	100	KBU
RS803	200	8.0	100	300	1.1	8.0	10.0	200	KBU
RS804	400	8.0	100	300	1.1	8.0	10.0	400	KBU
RS805	600	8.0	100	300	1.1	8.0	10.0	600	KBU
RS806	800	8.0	100	300	1.1	8.0	10.0	800	KBU
RS807	1000	8.0	100	300	1.1	8.0	10.0	1000	KBU
KBJ8005	50	8.0	100	170	1.1	8.0	10.0	50	KBJ
KBJ801	100	8.0	100	170	1.1	8.0	10.0	100	KBJ
KBJ802	200	8.0	100	170	1.1	8.0	10.0	200	KBJ
KBJ804	400	8.0	100	170	1.1	8.0	10.0	400	KBJ
KBJ806	600	8.0	100	170	1.1	8.0	10.0	600	KBJ
KBJ808	800	8.0	100	170	1.1	8.0	10.0	800	KBJ
KBJ810	1000	8.0	100	170	1.1	8.0	10.0	1000	KBJ
GBU8005	50	8.0	100	200	1.1	8.0	5.0	50	GBU
GBU801	100	8.0	100	200	1.1	8.0	5.0	100	GBU
GBU802	200	8.0	100	200	1.1	8.0	5.0	200	GBU
GBU804	400	8.0	100	200	1.1	8.0	5.0	400	GBU
GBU806	600	8.0	100	200	1.1	8.0	5.0	600	GBU
GBU808	800	8.0	100	200	1.1	8.0	5.0	800	GBU
GBU810	1000	8.0	100	200	1.1	8.0	5.0	1000	GBU
KBPC8005	50	8.0	50	125	1.1	8.0	10.0	50	BR8
KBPC801	100	8.0	50	125	1.1	8.0	10.0	100	BR8
KBPC802	200	8.0	50	125	1.1	8.0	10.0	200	BR8
KBPC804	400	8.0	50	125	1.1	8.0	10.0	400	BR8
KBPC806	600	8.0	50	125	1.1	8.0	10.0	600	BR8
KBPC808	800	8.0	50	125	1.1	8.0	10.0	800	BR8
KBPC810	1000	8.0	50	125	1.1	8.0	10.0	1000	BR8
BR805	50	8.0	50	125	1.1	8.0	10.0	50	BR8
BR81	100	8.0	50	125	1.1	8.0	10.0	100	BR8
BR82	200	8.0	50	125	1.1	8.0	10.0	200	BR8
BR84	400	8.0	50	125	1.1	8.0	10.0	400	BR8
BR86	600	8.0	50	125	1.1	8.0	10.0	600	BR8
BR88	800	8.0	50	125	1.1	8.0	10.0	800	BR8
BR810	1000	8.0	50	125	1.1	8.0	10.0	1000	BR8



KBU



GBU



KBJ



BR8

Bridge Rectifiers

Part Number	Peak Repetitive Reverse Voltage	Max. Average Rectified Current		Max. Peak Forward Surge Current	Forward Voltage Drop		Max. Reverse Current		Package
	V_{RRM}	$I_O@T$		I_{FSM}	$V_F@I_F$		$I_R@V_R$		
	V	A	°C	A	V	A	μA	V	
10.0 AMP Single-Phase Bridge Rectifiers									
KBU10005	50	10.0	100	300	1.05	10.0	10.0	50	KBU
KBU1001	100	10.0	100	300	1.05	10.0	10.0	100	KBU
KBU1002	200	10.0	100	300	1.05	10.0	10.0	200	KBU
KBU1004	400	10.0	100	300	1.05	10.0	10.0	400	KBU
KBU1006	600	10.0	100	300	1.05	10.0	10.0	600	KBU
KBU1008	800	10.0	100	300	1.05	10.0	10.0	800	KBU
KBU1010	1000	10.0	100	300	1.05	10.0	10.0	1000	KBU
RS10005	50	10.0	100	300	1.1	10.0	10.0	50	KBU
RS1001	100	10.0	100	300	1.1	10.0	10.0	100	KBU
RS1002	200	10.0	100	300	1.1	10.0	10.0	200	KBU
RS1004	400	10.0	100	300	1.1	10.0	10.0	400	KBU
RS1006	600	10.0	100	300	1.1	10.0	10.0	600	KBU
RS1008	800	10.0	100	300	1.1	10.0	10.0	800	KBU
RS1010	1000	10.0	100	300	1.1	10.0	10.0	1000	KBU
KBJ10005	50	10.0	100	170	1.05	10.0	10.0	50	KBJ
KBJ1001	100	10.0	100	170	1.05	10.0	10.0	100	KBJ
KBJ1002	200	10.0	100	170	1.05	10.0	10.0	200	KBJ
KBJ1004	400	10.0	100	170	1.05	10.0	10.0	400	KBJ
KBJ1006	600	10.0	100	170	1.05	10.0	10.0	600	KBJ
KBJ1008	800	10.0	100	170	1.05	10.0	10.0	800	KBJ
KBJ1010	1000	10.0	100	170	1.05	10.0	10.0	1000	KBJ
GBU10005	50	10.0	100	220	1.05	10.0	5.0	50	GBU
GBU1001	100	10.0	100	220	1.05	10.0	5.0	100	GBU
GBU1002	200	10.0	100	220	1.05	10.0	5.0	200	GBU
GBU1004	400	10.0	100	220	1.05	10.0	5.0	400	GBU
GBU1006	600	10.0	100	220	1.05	10.0	5.0	600	GBU
GBU1008	800	10.0	100	220	1.05	10.0	5.0	800	GBU
GBU1010	1000	10.0	100	220	1.05	10.0	5.0	1000	GBU
MP10005S	50	10.0	55	300	1.05	5.0	10.0	50	MPS
MP1001S	100	10.0	55	300	1.05	5.0	10.0	100	MPS
MP1002S	200	10.0	55	300	1.05	5.0	10.0	200	MPS
MP1004S	400	10.0	55	300	1.05	5.0	10.0	400	MPS
MP1006S	600	10.0	55	300	1.05	5.0	10.0	600	MPS
MP1008S	800	10.0	55	300	1.05	5.0	10.0	800	MPS
MP1010S	1000	10.0	55	300	1.05	5.0	10.0	1000	MPS
BR1005	50	10.0	50	150	1.1	5.0	10.0	50	BR8
BR101	100	10.0	50	150	1.1	5.0	10.0	100	BR8
BR102	200	10.0	50	150	1.1	5.0	10.0	200	BR8
BR104	400	10.0	50	150	1.1	5.0	10.0	400	BR8
BR106	600	10.0	50	150	1.1	5.0	10.0	600	BR8
BR108	800	10.0	50	150	1.1	5.0	10.0	800	BR8
BR1010	1000	10.0	50	150	1.1	5.0	10.0	1000	BR8



KBU




GBU



KBJ



BR8



MPS

Bridge Rectifiers

Part Number	Peak Repetitive Reverse Voltage	Max. Average Rectified Current		Max. Peak Forward Surge Current	Forward Voltage Drop		Max. Reverse Current		Package
	V_{RRM}	$I_O@T$		I_{FSM}	$V_F@I_F$		$I_R@V_R$		
	V	A	°C	A	V	A	μA	V	
10.0 AMP Single-Phase Bridge Rectifiers									
KBPC10005	50	10.0	55	300	1.05	5.0	10.0	50	KBPC
KBPC1001	100	10.0	55	300	1.05	5.0	10.0	100	KBPC
KBPC1002	200	10.0	55	300	1.05	5.0	10.0	200	KBPC
KBPC1004	400	10.0	55	300	1.05	5.0	10.0	400	KBPC
KBPC1006	600	10.0	55	300	1.05	5.0	10.0	600	KBPC
KBPC1008	800	10.0	55	300	1.05	5.0	10.0	800	KBPC
KBPC1010	1000	10.0	55	300	1.05	5.0	10.0	1000	KBPC
KBPC10005W	50	10.0	55	300	1.05	5.0	10.0	50	KBPCW
KBPC1001W	100	10.0	55	300	1.05	5.0	10.0	100	KBPCW
KBPC1002W	200	10.0	55	300	1.05	5.0	10.0	200	KBPCW
KBPC1004W	400	10.0	55	300	1.05	5.0	10.0	400	KBPCW
KBPC1006W	600	10.0	55	300	1.05	5.0	10.0	600	KBPCW
KBPC1008W	800	10.0	55	300	1.05	5.0	10.0	800	KBPCW
KBPC1010W	1000	10.0	55	300	1.05	5.0	10.0	1000	KBPCW
MP10005	50	10.0	55	300	1.05	5.0	10.0	50	MP
MP1001	100	10.0	55	300	1.05	5.0	10.0	100	MP
MP1002	200	10.0	55	300	1.05	5.0	10.0	200	MP
MP1004	400	10.0	55	300	1.05	5.0	10.0	400	MP
MP1006	600	10.0	55	300	1.05	5.0	10.0	600	MP
MP1008	800	10.0	55	300	1.05	5.0	10.0	800	MP
MP1010	1000	10.0	55	300	1.05	5.0	10.0	1000	MP
MP10005W	50	10.0	55	300	1.0	5.0	10.0	50	MPW
MP1001W	100	10.0	55	300	1.0	5.0	10.0	100	MPW
MP1002W	200	10.0	55	300	1.0	5.0	10.0	200	MPW
MP1004W	400	10.0	55	300	1.0	5.0	10.0	400	MPW
MP1006W	600	10.0	55	300	1.0	5.0	10.0	600	MPW
MP1008W	800	10.0	55	300	1.0	5.0	10.0	800	MPW
MP1010W	1000	10.0	55	300	1.0	5.0	10.0	1000	MPW



KBPC



KBPCW



MP



MPW

Bridge Rectifiers

Part Number	Peak Repetitive Reverse Voltage	Max. Average Rectified Current		Max. Peak Forward Surge Current	Forward Voltage Drop		Max. Reverse Current		Package
	V_{RRM}	$I_O@T$		I_{FSM}	$V_F@I_F$		$I_R@V_R$		
	V	A	°C	A	V	A	µA	V	
15.0 AMP Single-Phase Bridge Rectifiers									
KBU15005	50	15.0	100	300	1.0	7.5	10.0	50	KBU
KBU1501	100	15.0	100	300	1.0	7.5	10.0	100	KBU
KBU1502	200	15.0	100	300	1.0	7.5	10.0	200	KBU
KBU1504	400	15.0	100	300	1.0	7.5	10.0	400	KBU
KBU1506	600	15.0	100	300	1.0	7.5	10.0	600	KBU
KBU1508	800	15.0	100	300	1.0	7.5	10.0	800	KBU
KBU1510	1000	15.0	100	300	1.0	7.5	10.0	1000	KBU
RS15005	50	15.0	100	300	1.0	7.5	10.0	50	KBU
RS1501	100	15.0	100	300	1.0	7.5	10.0	100	KBU
RS1502	200	15.0	100	300	1.0	7.5	10.0	200	KBU
RS1504	400	15.0	100	300	1.0	7.5	10.0	400	KBU
RS1506	600	15.0	100	300	1.0	7.5	10.0	600	KBU
RS1508	800	15.0	100	300	1.0	7.5	10.0	800	KBU
RS1510	1000	15.0	100	300	1.0	7.5	10.0	1000	KBU
KBJ15005	50	15.0	100	240	1.0	7.5	10.0	50	KBJ
KBJ1501	100	15.0	100	240	1.0	7.5	10.0	100	KBJ
KBJ1502	200	15.0	100	240	1.0	7.5	10.0	200	KBJ
KBJ1504	400	15.0	100	240	1.0	7.5	10.0	400	KBJ
KBJ1506	600	15.0	100	240	1.0	7.5	10.0	600	KBJ
KBJ1508	800	15.0	100	240	1.0	7.5	10.0	800	KBJ
KBJ1510	1000	15.0	100	240	1.0	7.5	10.0	1000	KBJ
GBU15005	50	15.0	100	240	1.0	7.5	5.0	50	GBU
GBU1501	100	15.0	100	240	1.0	7.5	5.0	100	GBU
GBU1502	200	15.0	100	240	1.0	7.5	5.0	200	GBU
GBU1504	400	15.0	100	240	1.0	7.5	5.0	400	GBU
GBU1506	600	15.0	100	240	1.0	7.5	5.0	600	GBU
GBU1508	800	15.0	100	240	1.0	7.5	5.0	800	GBU
GBU1510	1000	15.0	100	240	1.0	7.5	5.0	1000	GBU
MP15005S	50	15.0	55	300	1.0	7.5	10.0	50	MPS
MP1501S	100	15.0	55	300	1.0	7.5	10.0	100	MPS
MP1502S	200	15.0	55	300	1.0	7.5	10.0	200	MPS
MP1504S	400	15.0	55	300	1.0	7.5	10.0	400	MPS
MP1506S	600	15.0	55	300	1.0	7.5	10.0	600	MPS
MP1508S	800	15.0	55	300	1.0	7.5	10.0	800	MPS
MP1510S	1000	15.0	55	300	1.0	7.5	10.0	1000	MPS
KBPC15005	50	15.0	55	300	1.0	7.5	10.0	50	KBPC
KBPC1501	100	15.0	55	300	1.0	7.5	10.0	100	KBPC
KBPC1502	200	15.0	55	300	1.0	7.5	10.0	200	KBPC
KBPC1504	400	15.0	55	300	1.0	7.5	10.0	400	KBPC
KBPC1506	600	15.0	55	300	1.0	7.5	10.0	600	KBPC
KBPC1508	800	15.0	55	300	1.0	7.5	10.0	800	KBPC
KBPC1510	1000	15.0	55	300	1.0	7.5	10.0	1000	KBPC
KBPC15005W	50	15.0	55	300	1.0	7.5	10.0	50	KBPCW
KBPC1501W	100	15.0	55	300	1.0	7.5	10.0	100	KBPCW
KBPC1502W	200	15.0	55	300	1.0	7.5	10.0	200	KBPCW
KBPC1504W	400	15.0	55	300	1.0	7.5	10.0	400	KBPCW
KBPC1506W	600	15.0	55	300	1.0	7.5	10.0	600	KBPCW
KBPC1508W	800	15.0	55	300	1.0	7.5	10.0	800	KBPCW
KBPC1510W	1000	15.0	55	300	1.0	7.5	10.0	1000	KBPCW




KBU




GBU



KBJ



MPS



KBPC



KBPCW

Bridge Rectifiers

Part Number	Peak Repetitive Reverse Voltage	Max. Average Rectified Current		Max. Peak Forward Surge Current	Forward Voltage Drop		Max. Reverse Current		Package
	V_{RRM}	$I_o@T$		I_{FSM}	$V_F@I_F$		$I_R@V_R$		
	V	A	°C	A	V	A	μA	V	
15.0 AMP Single-Phase Bridge Rectifiers									
MP15005	50	15.0	55	300	1.0	7.5	10.0	50	MP
MP1501	100	15.0	55	300	1.0	7.5	10.0	100	MP
MP1502	200	15.0	55	300	1.0	7.5	10.0	200	MP
MP1504	400	15.0	55	300	1.0	7.5	10.0	400	MP
MP1506	600	15.0	55	300	1.0	7.5	10.0	600	MP
MP1508	800	15.0	55	300	1.0	7.5	10.0	800	MP
MP1510	1000	15.0	55	300	1.0	7.5	10.0	1000	MP
MP15005W	50	15.0	55	300	1.0	7.5	10.0	50	MPW
MP1501W	100	15.0	55	300	1.0	7.5	10.0	100	MPW
MP1502W	200	15.0	55	300	1.0	7.5	10.0	200	MPW
MP1504W	400	15.0	55	300	1.0	7.5	10.0	400	MPW
MP1506W	600	15.0	55	300	1.0	7.5	10.0	600	MPW
MP1508W	800	15.0	55	300	1.0	7.5	10.0	800	MPW
MP1510W	1000	15.0	55	300	1.0	7.5	10.0	1000	MPW



MP



MPW

Bridge Rectifiers

Part Number	Peak Repetitive Reverse Voltage	Max. Average Rectified Current		Max. Peak Forward Surge Current	Forward Voltage Drop		Max. Reverse Current		Package
	V_{RRM}	$I_O@T$		I_{FSM}	$V_F@I_F$		$I_R@V_R$		
	V	A	°C	A	V	A	µA	V	
25.0 AMP Single-Phase Bridge Rectifiers									
KBU25005	50	25.0	100	350	1.0	12.5	10.0	50	KBU
KBU2501	100	25.0	100	350	1.0	12.5	10.0	100	KBU
KBU2502	200	25.0	100	350	1.0	12.5	10.0	200	KBU
KBU2504	400	25.0	100	350	1.0	12.5	10.0	400	KBU
KBU2506	600	25.0	100	350	1.0	12.5	10.0	600	KBU
KBU2508	800	25.0	100	350	1.0	12.5	10.0	800	KBU
KBU2510	1000	25.0	100	350	1.0	12.5	10.0	1000	KBU
RS25005	50	25.0	100	350	1.1	12.5	10.0	50	KBU
RS2501	100	25.0	100	350	1.1	12.5	10.0	100	KBU
RS2502	200	25.0	100	350	1.1	12.5	10.0	200	KBU
RS2504	400	25.0	100	350	1.1	12.5	10.0	400	KBU
RS2506	600	25.0	100	350	1.1	12.5	10.0	600	KBU
RS2508	800	25.0	100	350	1.1	12.5	10.0	800	KBU
RS2510	1000	25.0	100	350	1.1	12.5	10.0	1000	KBU
KBJ25005	50	25.0	100	350	1.0	12.5	10.0	50	KBJ
KBJ2501	100	25.0	100	350	1.0	12.5	10.0	100	KBJ
KBJ2502	200	25.0	100	350	1.0	12.5	10.0	200	KBJ
KBJ2504	400	25.0	100	350	1.0	12.5	10.0	400	KBJ
KBJ2506	600	25.0	100	350	1.0	12.5	10.0	600	KBJ
KBJ2508	800	25.0	100	350	1.0	12.5	10.0	800	KBJ
KBJ2510	1000	25.0	100	350	1.0	12.5	10.0	1000	KBJ
GBU25005	50	25.0	100	300	1.0	12.5	5.0	50	GBU
GBU2501	100	25.0	100	300	1.0	12.5	5.0	100	GBU
GBU2502	200	25.0	100	300	1.0	12.5	5.0	200	GBU
GBU2504	400	25.0	100	300	1.0	12.5	5.0	400	GBU
GBU2506	600	25.0	100	300	1.0	12.5	5.0	600	GBU
GBU2508	800	25.0	100	300	1.0	12.5	5.0	800	GBU
GBU2510	1000	25.0	100	300	1.0	12.5	5.0	1000	GBU
MP25005S	50	25.0	55	300	1.0	12.5	10.0	50	MPS
MP2501S	100	25.0	55	300	1.0	12.5	10.0	100	MPS
MP2502S	200	25.0	55	300	1.0	12.5	10.0	200	MPS
MP2504S	400	25.0	55	300	1.0	12.5	10.0	400	MPS
MP2506S	600	25.0	55	300	1.0	12.5	10.0	600	MPS
MP2508S	800	25.0	55	300	1.0	12.5	10.0	800	MPS
MP2510S	1000	25.0	55	300	1.0	12.5	10.0	1000	MPS
KBPC25005	50	25.0	55	300	1.0	12.5	10.0	50	KBPC
KBPC2501	100	25.0	55	300	1.0	12.5	10.0	100	KBPC
KBPC2502	200	25.0	55	300	1.0	12.5	10.0	200	KBPC
KBPC2504	400	25.0	55	300	1.0	12.5	10.0	400	KBPC
KBPC2506	600	25.0	55	300	1.0	12.5	10.0	600	KBPC
KBPC2508	800	25.0	55	300	1.0	12.5	10.0	800	KBPC
KBPC2510	1000	25.0	55	300	1.0	12.5	10.0	1000	KBPC
KBPC25005W	50	25.0	55	300	1.0	12.5	10.0	50	KBPCW
KBPC2501W	100	25.0	55	300	1.0	12.5	10.0	100	KBPCW
KBPC2502W	200	25.0	55	300	1.0	12.5	10.0	200	KBPCW
KBPC2504W	400	25.0	55	300	1.0	12.5	10.0	400	KBPCW
KBPC2506W	600	25.0	55	300	1.0	12.5	10.0	600	KBPCW
KBPC2508W	800	25.0	55	300	1.0	12.5	10.0	800	KBPCW
KBPC2510W	1000	25.0	55	300	1.0	12.5	10.0	1000	KBPCW



KBU




GBU



KBJ



MPS



KBPC



KBPCW

Bridge Rectifiers

Part Number	Peak Repetitive Reverse Voltage	Max. Average Rectified Current		Max. Peak Forward Surge Current	Forward Voltage Drop		Max. Reverse Current		Package
	V_{RRM}	$I_O@T$		I_{FSM}	$V_F@I_F$		$I_R@V_R$		
	V	A	°C	A	V	A	μA	V	
25.0 AMP Single-Phase Bridge Rectifiers									
MP25005	50	25.0	55	300	1.0	12.5	10.0	50	MP
MP2501	100	25.0	55	300	1.0	12.5	10.0	100	MP
MP2502	200	25.0	55	300	1.0	12.5	10.0	200	MP
MP2504	400	25.0	55	300	1.0	12.5	10.0	400	MP
MP2506	600	25.0	55	300	1.0	12.5	10.0	600	MP
MP2508	800	25.0	55	300	1.0	12.5	10.0	800	MP
MP2510	1000	25.0	55	300	1.0	12.5	10.0	1000	MP
MP25005W	50	25.0	55	300	1.0	12.5	10.0	50	MPW
MP2501W	100	25.0	55	300	1.0	12.5	10.0	100	MPW
MP2502W	200	25.0	55	300	1.0	12.5	10.0	200	MPW
MP2504W	400	25.0	55	300	1.0	12.5	10.0	400	MPW
MP2506W	600	25.0	55	300	1.0	12.5	10.0	600	MPW
MP2508W	800	25.0	55	300	1.0	12.5	10.0	800	MPW
MP2510W	1000	25.0	55	300	1.0	12.5	10.0	1000	MPW
25.0 AMP Three-Phase Bridge Rectifiers									
MT25005	50	25.0	55	300	1.0	12.5	10.0	50	MT
MT2501	100	25.0	55	300	1.0	12.5	10.0	100	MT
MT2502	200	25.0	55	300	1.0	12.5	10.0	200	MT
MT2504	400	25.0	55	300	1.0	12.5	10.0	400	MT
MT2506	600	25.0	55	300	1.0	12.5	10.0	600	MT
MT2508	800	25.0	55	300	1.0	12.5	10.0	800	MT
MT2510	1000	25.0	55	300	1.0	12.5	10.0	1000	MT
MT2512	1200	25.0	55	300	1.0	12.5	10.0	1200	MT
MT2514	1400	25.0	55	300	1.0	12.5	10.0	1400	MT
MT2516	1600	25.0	55	300	1.0	12.5	10.0	1600	MT



MP



MPW




MT

Bridge Rectifiers


Part Number	Peak Repetitive Reverse Voltage	Max. Average Rectified Current		Max. Peak Forward Surge Current	Forward Voltage Drop		Max. Reverse Current		Package
	V_{RRM}	$I_O@T$		I_{FSM}	$V_F@I_F$		$I_R@V_R$		
	V	A	°C	A	V	A	µA	V	
35.0 AMP Single-Phase Bridge Rectifiers									
KBU35005	50	35.0	100	400	1.0	17.5	10.0	50	KBU
KBU3501	100	35.0	100	400	1.0	17.5	10.0	100	KBU
KBU3502	200	35.0	100	400	1.0	17.5	10.0	200	KBU
KBU3504	400	35.0	100	400	1.0	17.5	10.0	400	KBU
KBU3506	600	35.0	100	400	1.0	17.5	10.0	600	KBU
KBU3508	800	35.0	100	400	1.0	17.5	10.0	800	KBU
KBU3510	1000	35.0	100	400	1.0	17.5	10.0	1000	KBU
RS35005	50	35.0	100	350	1.1	17.5	10.0	50	KBU
RS3501	100	35.0	100	350	1.1	17.5	10.0	100	KBU
RS3502	200	35.0	100	350	1.1	17.5	10.0	200	KBU
RS3504	400	35.0	100	350	1.1	17.5	10.0	400	KBU
RS3506	600	35.0	100	350	1.1	17.5	10.0	600	KBU
RS3508	800	35.0	100	350	1.1	17.5	10.0	800	KBU
RS3510	1000	35.0	100	350	1.1	17.5	10.0	1000	KBU
MP35005S	50	35.0	55	400	1.0	17.5	10.0	50	MPS
MP3501S	100	35.0	55	400	1.0	17.5	10.0	100	MPS
MP3502S	200	35.0	55	400	1.0	17.5	10.0	200	MPS
MP3504S	400	35.0	55	400	1.0	17.5	10.0	400	MPS
MP3506S	600	35.0	55	400	1.0	17.5	10.0	600	MPS
MP2508S	800	35.0	55	400	1.0	17.5	10.0	800	MPS
MP2510S	1000	35.0	55	400	1.0	17.5	10.0	1000	MPS
KBPC35005	50	35.0	55	400	1.0	17.5	10.0	50	KBPC
KBPC3501	100	35.0	55	400	1.0	17.5	10.0	100	KBPC
KBPC3502	200	35.0	55	400	1.0	17.5	10.0	200	KBPC
KBPC3504	400	35.0	55	400	1.0	17.5	10.0	400	KBPC
KBPC3506	600	35.0	55	400	1.0	17.5	10.0	600	KBPC
KBPC3508	800	35.0	55	400	1.0	17.5	10.0	800	KBPC
KBPC3510	1000	35.0	55	400	1.0	17.5	10.0	1000	KBPC
KBPC35005W	50	35.0	55	400	1.0	17.5	10.0	50	KBPCW
KBPC3501W	100	35.0	55	400	1.0	17.5	10.0	100	KBPCW
KBPC3502W	200	35.0	55	400	1.0	17.5	10.0	200	KBPCW
KBPC3504W	400	35.0	55	400	1.0	17.5	10.0	400	KBPCW
KBPC3506W	600	35.0	55	400	1.0	17.5	10.0	600	KBPCW
KBPC3508W	800	35.0	55	400	1.0	17.5	10.0	800	KBPCW
KBPC3510W	1000	35.0	55	400	1.0	17.5	10.0	1000	KBPCW
MP35005	50	35.0	55	400	1.0	17.5	10.0	50	MP
MP3501	100	35.0	55	400	1.0	17.5	10.0	100	MP
MP3502	200	35.0	55	400	1.0	17.5	10.0	200	MP
MP3504	400	35.0	55	400	1.0	17.5	10.0	400	MP
MP3506	600	35.0	55	400	1.0	17.5	10.0	600	MP
MP3508	800	35.0	55	400	1.0	17.5	10.0	800	MP
MP3510	1000	35.0	55	400	1.0	17.5	10.0	1000	MP
MP35005W	50	35.0	55	400	1.0	17.5	10.0	50	MPW
MP3501W	100	35.0	55	400	1.0	17.5	10.0	100	MPW
MP3502W	200	35.0	55	400	1.0	17.5	10.0	200	MPW
MP3504W	400	35.0	55	400	1.0	17.5	10.0	400	MPW
MP3506W	600	35.0	55	400	1.0	17.5	10.0	600	MPW
MP3508W	800	35.0	55	400	1.0	17.5	10.0	800	MPW
MP3510W	1000	35.0	55	400	1.0	17.5	10.0	1000	MPW



KBU



MPS



KBPC



KBPCW




MP



MPW

Bridge Rectifiers

Part Number	Peak Repetitive Reverse Voltage	Max. Average Rectified Current		Max. Peak Forward Surge Current	Forward Voltage Drop		Max. Reverse Current		Package
	V_{RRM}	$I_O@T$		I_{FSM}	$V_F@I_F$		$I_R@V_R$		
	V	A	°C	A	V	A	µA	V	
35.0 AMP Three-Phase Bridge Rectifiers									
MT35005	50	35.0	55	400	1.0	17.5	10.0	50	MT
MT3501	100	35.0	55	400	1.0	17.5	10.0	100	MT
MT3502	200	35.0	55	400	1.0	17.5	10.0	200	MT
MT3504	400	35.0	55	400	1.0	17.5	10.0	400	MT
MT3506	600	35.0	55	400	1.0	17.5	10.0	600	MT
MT3508	800	35.0	55	400	1.0	17.5	10.0	800	MT
MT3510	1000	35.0	55	400	1.0	17.5	10.0	1000	MT
MT3512	1200	35.0	55	400	1.0	17.5	10.0	1200	MT
MT3514	1400	35.0	55	400	1.0	17.5	10.0	1400	MT
MT3516	1600	35.0	55	400	1.0	17.5	10.0	1600	MT
40.0 AMP Single-Phase Bridge Rectifiers									
MP40005S	50	40.0	55	400	1.0	20	10.0	50	MPS
MP4001S	100	40.0	55	400	1.0	20	10.0	100	MPS
MP4002S	200	40.0	55	400	1.0	20	10.0	200	MPS
MP4004S	400	40.0	55	400	1.0	20	10.0	400	MPS
MP4006S	600	40.0	55	400	1.0	20	10.0	600	MPS
MP4008S	800	40.0	55	400	1.0	20	10.0	800	MPS
MP4010S	1000	40.0	55	400	1.0	20	10.0	1000	MPS
50.0 AMP Single-Phase Bridge Rectifiers									
KBPC50005	50	50.0	40	400	1.05	25	10.0	50	KBPC
KBPC5001	100	50.0	40	400	1.05	25	10.0	100	KBPC
KBPC5002	200	50.0	40	400	1.05	25	10.0	200	KBPC
KBPC5004	400	50.0	40	400	1.05	25	10.0	400	KBPC
KBPC5006	600	50.0	40	400	1.05	25	10.0	600	KBPC
KBPC5008	800	50.0	40	400	1.05	25	10.0	800	KBPC
KBPC5010	1000	50.0	40	400	1.05	25	10.0	1000	KBPC
KBPC50005W	50	50.0	55	400	1.05	25	10.0	50	KBPCW
KBPC5001W	100	50.0	55	400	1.05	25	10.0	100	KBPCW
KBPC5002W	200	50.0	55	400	1.05	25	10.0	200	KBPCW
KBPC5004W	400	50.0	55	400	1.05	25	10.0	400	KBPCW
KBPC5006W	600	50.0	55	400	1.05	25	10.0	600	KBPCW
KBPC5008W	800	50.0	55	400	1.05	25	10.0	800	KBPCW
KBPC5010W	1000	50.0	55	400	1.05	25	10.0	1000	KBPCW
MP50005	50	50.0	55	400	1.05	25	10.0	50	MP
MP5001	100	50.0	55	400	1.05	25	10.0	100	MP
MP5002	200	50.0	55	400	1.05	25	10.0	200	MP
MP5004	400	50.0	55	400	1.05	25	10.0	400	MP
MP5006	600	50.0	55	400	1.05	25	10.0	600	MP
MP5008	800	50.0	55	400	1.05	25	10.0	800	MP
MP5010	1000	50.0	55	400	1.05	25	10.0	1000	MP
MP50005W	50	50.0	55	400	1.05	25	10.0	50	MPW
MP5001W	100	50.0	55	400	1.05	25	10.0	100	MPW
MP5002W	200	50.0	55	400	1.05	25	10.0	200	MPW
MP5004W	400	50.0	55	400	1.05	25	10.0	400	MPW
MP5006W	600	50.0	55	400	1.05	25	10.0	600	MPW
MP5008W	800	50.0	55	400	1.05	25	10.0	800	MPW
MP5010W	1000	50.0	55	400	1.05	25	10.0	1000	MPW
MP50005S	50	50.0	55	400	1.05	25	10.0	50	MPS
MP5001S	100	50.0	55	400	1.05	25	10.0	100	MPS
MP5002S	200	50.0	55	400	1.05	25	10.0	200	MPS
MP5004S	400	50.0	55	400	1.05	25	10.0	400	MPS
MP5006S	600	50.0	55	400	1.05	25	10.0	600	MPS
MP5008S	800	50.0	55	400	1.05	25	10.0	800	MPS
MP5010S	1000	50.0	55	400	1.05	25	10.0	1000	MPS



MPS



KBPC



KBPCW



MP



MPW



MT